



BEVERAGE-AIR

| | |
|-----------------|------|
| Project: _____ | AIA# |
| Item: _____ | |
| Location: _____ | SIS# |
| Approved: _____ | |

SPE36HC SANDWICH PREP: MEGA TOP

FOOD PREPARATION TABLES

SPE36HC Sandwich Prep Table Mega Top with See-Thru Lid Hydrocarbon Series

**MODEL:
SPE36HC-15M-STL**

**5 Year Parts/Labor Warranty Available
7 Year Compressor Warranty**



CABINET CONSTRUCTION

- Stainless steel front, sides, top, doors and grille (galvanized back & bottom)
- Interior liner is made of corrosion resistant aluminum
- Full electronic control
- Mega top with see-thru lid
- Airflow assures that product in open containers is kept below 41°F and above freezing
- Self-closing doors with 120° stay-open feature on cartridge style hinges
- Snap-in magnetic gaskets for positive door seal
- Painted aluminum door handles
- 6" Casters, 2 with brakes standard
- 10" Wide cutting board constructed of white polyethylene plastic
- Cutting board removable for cleaning
- Four (4) epoxy-coated steel wire shelves
- Fifteen (15) 1/6 4" deep pans constructed of polycarbonate plastic

OPTIONS & ACCESSORIES

- 3 Year parts/labor standard, additional 2 year warranty available
- Stainless steel back
- Stainless steel interior
- Left hinged door (at time of order)
- Door locks
- Overshelves (single or double)
- Crumb catcher
- Richlite cutting board
- Epoxy coated shelves
- Shelf clips
- Shelf dividers
- Bottle organizer
- Pan supports
- Pan support crossbar
- Pan configuration
- 6" Legs or 3" casters
- Low profile casters
- Remote option* (see note on back page)

REFRIGERATION SYSTEM

- Uses environmentally friendly, energy efficient R290 refrigerant, and meets all regulatory requirements for CARB, SNAP, DOE & more
- Adaptive defrost
- Epoxy coated evaporator coil
- Enhanced airflow maintains temperatures between 36° - 38°F



Please verify qualifying units by visiting:
www.energystar.gov/cfs

3779 Champion Blvd., Winston-Salem, NC 27105
1-888-845-9800 Fax: 1-336-245-6453
Beverage-Air.com Sales@bevair.com



BEVERAGE-AIR

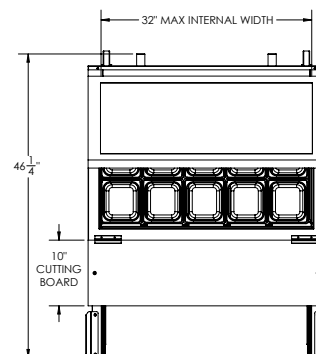
Food Preparation Table: Mega Top with See-Thru Lid Model: SPE36HC-15M-STL

| MODEL | SPE36HC-15M-STL |
|----------------------------------|-------------------|
| EXTERNAL DIMENSIONAL DATA | |
| Width Overall | 36" |
| Depth Overall | 38 3/8" |
| Height Overall with Casters | 59 3/4" |
| No. of Doors | 2 |
| Depth with Door Open 90° | 46 1/4" |
| Door Openings | 13 3/4" x 21 7/8" |
| Width, Cutting Board | 10" |
| INTERNAL DIMENSIONAL DATA | |
| NET Capacity (cubic ft.) | 10.01 |
| Internal Width Overall (in) | 32" |
| Internal Depth Overall (in) | 23 3/8" |
| Internal Height Overall (in) | 23" |
| No. of Shelves | 4 |
| No. of Pans | 15 |
| ELECTRICAL DATA | |
| Full Load Amperes | 2.0 |
| REFRIGERATION DATA | |
| Horsepower | 1/6 |
| Capacity (BTU/Hr) | 1140 |
| Heat Rejection (BTU/Hr) | 1710 |
| Charge (lbs/grams) | 0.243/110 |
| SHIPPING DATA | |
| Gross Weight - Crated | 274 lbs |
| Height - Crated | 43" |
| Width - Crated | 52" |
| Depth - Crated | 33" |

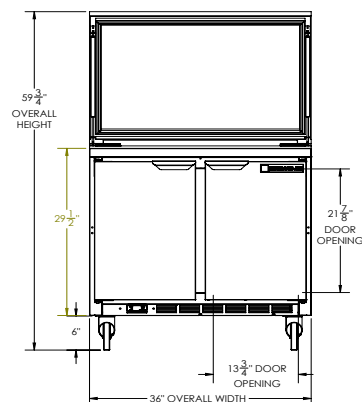
*NOTE: Remote units are field wired and come with 6" legs. Refrigerant must be specified at time of order.

Model Views

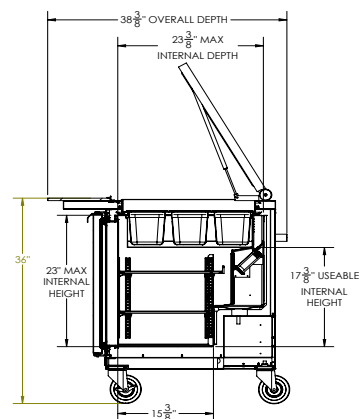
Required Clearance: 3" bottom & 2" rear



PLAN VIEW



ELEVATION VIEW



SIDE VIEW



ELECTRICAL CONNECTION



115/60/1
NEMA 5-15P

Unit pre-wired at factory and include 8' long cord and plug set.